



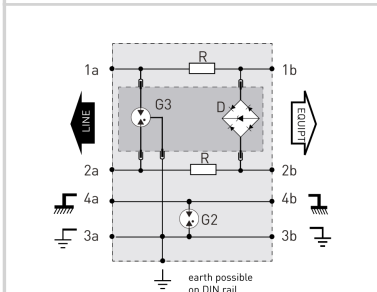
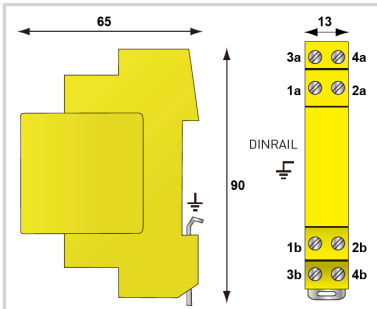
# CITEL

## 1-pair DIN rail plug-in Telecomsurge protector

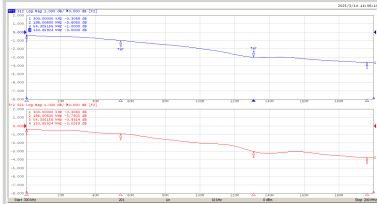
### DLA-170



- High current data transmission
- Common mode and differential mode protection
- Data lines, including those isolated from Earth
- Compact DIN rail enclosure, high density protection
- Protection of shield wire
- Location and test categories: D1, C2, C3
- IEC 61643-21 compliance



**G:** 3-electrode gas tube  
**Gb:** 2-electrode gas tube  
**R:** Resistor  
**D:** Clamping diode



Electrical Characteristics		
Network		RTC, ADSL2, VDSL2
Nominal line voltage	Un	150 V
Max. DC operating voltage	Uc	170 Vdc
Cut-off frequency -3dB, 100 ohm system	f max.	> 115 MHz
Cut-off frequency -1dB, 100 ohm system	f max.	> 50 MHz
Max. discharge current max. withstand @ 8/20 μs by pole	Imax	20 kA
Nominal discharge current C2 Category	In	5 kA
Protection Level C3 (10/1000μs), 300 applications@10 A, Y-Y (Line/Line)	Up	220 V
Protection Level C3 (10/1000μs), 300 applications@10 A, Y-C (Line/Earth)	Up	20 V
Impulse current D1 (10/350μs), 2 applications, X-C (Line/Earth)	Iimp	5 kA
Max. Load current	IL	300 mA
Line resistance (± 10%)		4.7 Ohm
Mechanical Characteristics		
Technology		GDT+TVS diode
SPD configuration		1-pair+shielded
Connection to Network		By screw terminal: cross section 0.5-2.5mm <sup>2</sup>
Format		Din Rail Base-Plug-in Module
Mounting		Symmetrical rail 35 mm (EN 60715)
Housing material		Thermoplastic UL94 V-0
Operating temperature	Tu	-40/+85°C
Protection rating		IP20
Failsafe mode		Short-circuit
Disconnection indicator		Transmission interrupt - default mode 2
Spare module(s)		DLAM-170
Dimensions		See diagram
Standards		
Standards compliance		IEC 61643-21 / EN 61643-21 / UL497B
Certification		UL Listed
Environmental standards		EU RoHS
Part number		
<b>6406011</b>		

