




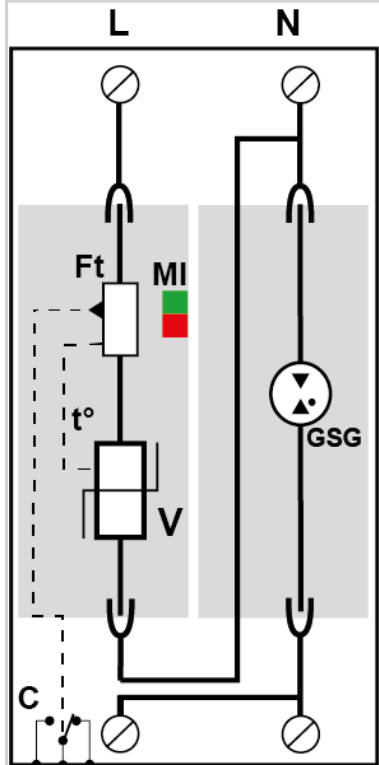
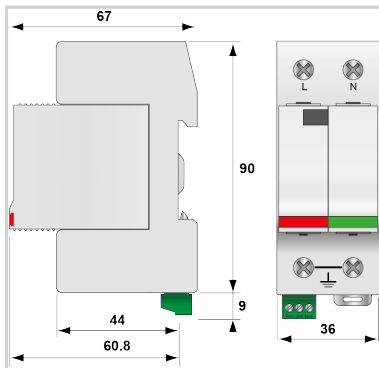
# CITEL

## Type 2 AC surge protector - Single-phase

### DS42S-230/G



- › Discover our latest innovation : the [DAC50S-11-275](#)
- › Type 2 AC Multipolar surge protector
- › In: 20 kA
- › I<sub>max</sub> total: 40 kA
- › Pluggable module for each phase
- › Remote signaling
- › EN 61643-11, IEC 61643-11, UL1449 ed.5 compliance



V: High-energy varistor  
 GSG: Specific gas tube  
 Ft: Thermal fuse  
 C: Remote signaling contact  
 t°: Thermal disconnection system  
 MI: Disconnection indicator

Electrical Characteristics		
SPD type	IEC	2
Network		230/400 V
AC system		TT-TN
Nominal line voltage	U <sub>n</sub>	230 Vac
Max. AC operating voltage	U <sub>c</sub>	255 Vac
Temporary Over Voltage (TOV) Characteristics - 5 sec. Without disconnection	UT	335 Vac withstand
Temporary Over Voltage (TOV) Characteristics - 120 mn Without disconnection or with safety disconnection	UT	440 Vac disconnection
Temporary Over Voltage N/PE (TOV HT) Without disconnection or with safety disconnection	UT	1200 V/300A/200 ms withstand
Residual Current Leakage current to Ground	I <sub>pe</sub>	None
Follow current	I <sub>f</sub>	None
Nominal discharge current 15 x 8/20 μs impulses	I <sub>n</sub>	20 kA
Max. discharge current max. withstand @ 8/20 μs by pole	I <sub>max</sub>	40 kA
Total Maximum discharge current max. total withstand @ 8/20 μs	I <sub>max</sub> Total	40 kA
Connection mode(s)		L/N and N/PE
Protection mode(s)		Common/Differential mode
Residual voltage at 5 kA @ 5 kA (8/20μs)	Up-5kA	0.9 kV
Protection level L/N @ I <sub>n</sub> (8/20μs)	Up L/N	1.25 kV
Protection level N/PE @ I <sub>n</sub> (8/20μs)	Up N/PE	1.5 kV
Admissible short-circuit current	I <sub>scrr</sub>	25 000 A
Mechanical Characteristics		
Technology		MOV+GDT
SPD configuration		Single phase
Connection to Network		By screw terminals: 2.5-25mm <sup>2</sup> / by bus
Format		Plug-in modular box
Mounting		Symmetrical rail 35 mm (EN 60715)
Housing material		Thermoplastic UL94 V-0
Operating temperature	T <sub>u</sub>	-40/+85°C
Protection rating		IP20
Failsafe mode		Disconnection from AC network
Disconnection indicator		1 mechanical indicator by pole
Spare module(s)		DSM40-230+DSM40G-600
Remote signaling of disconnection		Output on changeover contact
Dimensions		See diagram
Weight		0.178 kg
Disconnectors		
Thermal disconnector		Internal
Installation ground fault breaker		Type 'S' or delayed
Back-up protection device		Fuses type gG - 50 A
Standards		
Standards compliance		IEC 61643-11 / EN 61643-11 / UL1449 ed.5
Certification		cRUus
Environmental standards		EU RoHS
Part number		



CITEL

Type 2 AC surge protector - Single-phase

DS42S-230/G

461531

