




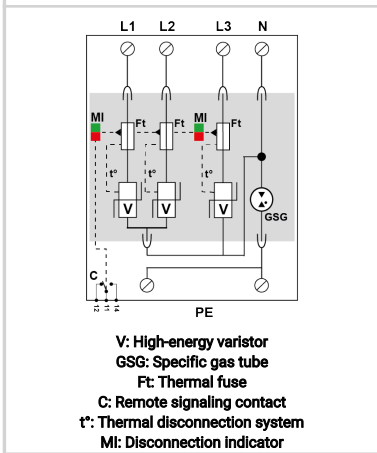
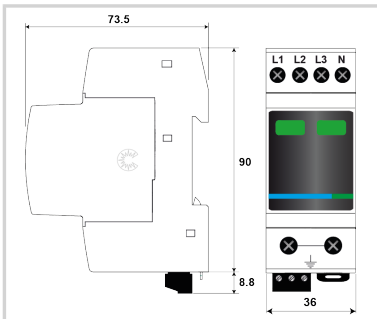
CITEL

Type 2 (or 3) AC surge protector - 3-phase+N

DAC15CS-31-150



- ▶ Compact 3-phase+N Type 2 (or 3) surge protector
- ▶ In: 5 kA
- ▶ I_{max}: 15 kA
- ▶ Common mode/differential
- ▶ Pluggable module
- ▶ Remote signaling
- ▶ EN 61643-11, IEC 61643-11 certified
- ▶ UL1449 ed.5 compliance



Electrical Characteristics

SPD type	IEC	2+3
Network		120/208 V
AC system		TT-TNS
Max. AC operating voltage	U _c	150 Vac
Temporary Over Voltage (TOV) Characteristics - 5 sec. Without disconnection	UT	180 Vac withstand
Temporary Over Voltage (TOV) Characteristics - 120 mn Without disconnection or with safety disconnection	UT	230 Vac disconnection
Temporary Over Voltage N/PE (TOV HT) Without disconnection or with safety disconnection	UT	1200 V/300A/200 ms withstand
Residual Current Leakage current to Ground	I _{pe}	None
Follow current	I _f	None
Nominal discharge current 15 x 8/20 μs impulses	I _n	5 kA
Max. discharge current max. withstand @ 8/20 μs by pole	I _{max}	15 kA
Total Maximum discharge current max. total withstand @ 8/20 μs	I _{max} Total	40 kA
Withstand on Combination waveform IEC 61643-11 Class III test: 1.2/50 μs - 8/20 μs	U _{oc}	10 kV
Protection mode(s)		L/N and N/PE
Protection level L/N @ I _n (8/20 μs)	Up L/N	0.6 kV
Protection level L/PE @ I _n (8/20 μs)	Up L/PE	1.5 kV
Admissible short-circuit current	I _{scrr}	10 000 A

Mechanical Characteristics

Technology		MOV+GDT
SPD configuration		3-phase+Neutral
Connection to Network		By screw terminals: L/N = 1.5-10mm ² (16mm ² rigid) or PE = 2.5-25mm ² (35mm ² rigid)
Format		Plug-in modular box
Mounting		Symmetrical rail 35 mm (EN 60715)
Housing material		Thermoplastic UL94 V-0
Operating temperature	T _u	-40/+85°C
Protection rating		IP20
Failsafe mode		Disconnection from AC network
Disconnection indicator		2 mechanical indicators - Red/Green
Spare module(s)		MDAC15C-31-150
Remote signaling of disconnection		Output on changeover contact
Wiring for remote signaling		1.5 mm ² max.
Max. Voltage/Current for remote signaling		250 V / 0.5 A (AC) / 30 V / 3 A (DC)
Dimensions		See diagram - 2TE (EN43880)

Disconnectors

Thermal disconnector		Internal
Installation ground fault breaker		Type 'S' or delayed
Back-up protection device		20 A min. - 125 A max. - Fuses type gG

Standards

Standards compliance		IEC 61643-11 / EN 61643-11 / UL1449 ed.5
Certification		KEMA

Part number

821620122

