




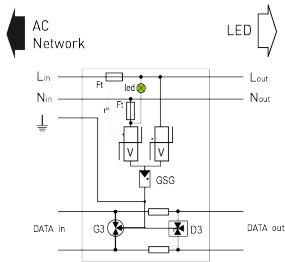
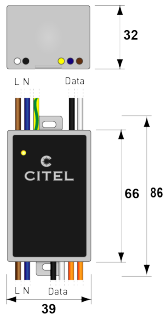
CITEL

Surge protector for LED lighting system Class 1

MLP1-230L-W/DL



- ▶ Combined surge protector AC and Data
- ▶ Type 2 or 3
- ▶ For LED lighting system Class I
- ▶ Very compact dimensions
- ▶ Max. discharge current 10kA
- ▶ EN 61643-11, IEC 61643-11 compliance



Electrical Characteristics		
SPD type	IEC	2+3
AC system		TT-TN
Nominal line voltage	Un	230-277 Vac
Temporary Over Voltage (TOV) Characteristics - 5 sec. Without disconnection	UT	335 Vac withstand
Temporary Over Voltage (TOV) Characteristics - 120 mn Without disconnection or with safety disconnection	UT	440 Vac disconnection
Residual Current Leakage current to Ground	Ipe	None
Follow current	If	None
Max. discharge current max. withstand @ 8/20 μs by pole	Imax	AC : 10 kA DATA : 10 kA
Total Maximum discharge current max. total withstand @ 8/20 μs	Imax Total	AC : 20 kA DATA : 20 kA
Withstand on Combination waveform IEC 61643-11 Class III test: 1.2/50μs - 8/20μs	Uoc	10 kV / 5 kA
Withstand on overvoltages IEEE C62.41.1		10 kV / 10 kA
Protection mode(s)		Common/Differential mode
Protection level L/N @ In (8/20μs)	Up L/N	1.5 kV
Protection level L/PE @ In (8/20μs)	Up L/PE	1.5 kV
Admissible short-circuit current	Iscrc	10 000 A
ELEC		
Network		AC: 220-240 V single-phase DATA: DALI
ELEC		
Nominal line voltage	Un	24 V
ELEC		
Max. AC operating voltage	Uc	AC : 305 Vac DATA : 28 Vdc
ELEC		
Max. frequency	f max.	DATA : 10 MHz
ELEC		
Insertion loss		DATA : < 1dB
ELEC		
Max. load current @25°C	IL	AC : 2.5 A DATA : 300mA
ELEC		
Nominal discharge current 15 x 8/20 μs impulses	In	AC : 5kA DATA : 5 kA
ELEC		
Protection level @ In (8/20μs)	Up	DATA : 50 V
Mechanical Characteristics		
Technology		MOV+GDT
Connection to Network		AC: Wire 1.5mm ² max. DATA: Wire 1mm ² max.
Mounting		On plate
Housing material		Thermoplastic UL94 V-0
Operating temperature	Tu	-40/+85°C
Protection rating		IP65
Failsafe mode		Disconnection and AC line cut-off
Disconnection indicator		LED green OFF and AC network cut-off
Operating indicator		Green Led ON
Remote signaling of disconnection		No
Dimensions		See diagram
Disconnectors		
Thermal disconnector		Internal
Installation ground fault breaker		Type 'S' or delayed
Standards		
Standards compliance		IEC 61643-21 / EN 61643-21 / UL1449 ed.5
Part number		
711231		

