*Type 1+2 PV Surge Protector for PCB mounting*

# PPV1-6S-10-600




- Type 1+2 surge protector for Photovoltaic
- PCB mounting
- Iimp : 6.25 kA (10/350 µs)
- Remote signaling
- EN 50539-11 and IEC 61643-31 compliance*

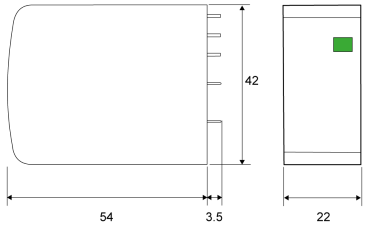


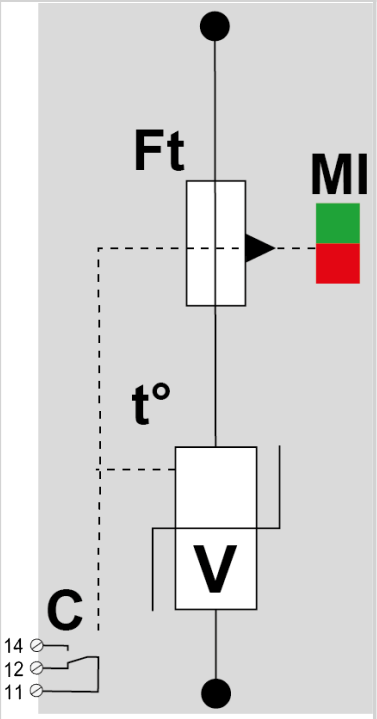


**V: High-energy varistor**
**Ft: Thermal fuse**
**C: Remote signal contact**
**t°: Thermal disconnection system**
**MI: Disconnection indicator**

| | | |
|---|---|---|
| **Electrical Characteristics** | | |
| SPD type | IEC | 1+2 |
| Max. PV operating voltage | Ucpv | 600 Vdc |
| Max. PV operating voltage (star mounting) | Ucpv | 1200 Vdc |
| PV Permanent Operating current<br>*Current consumption at Ucpv* | Icpv | < 0.1 mA |
| Nominal discharge current<br>*15 x 8/20 µs impulses* | In | 20 kA |
| Impulse current by pole<br>*max. withstand 10/350µs by pole* | Iimp | 6.25 kA |
| Current withstand short circuit PV | Iscpv | 15 000 A |
| Protection level<br>*@ In (8/20µs)* | Up | 2 kV |
| Protection level (star mounting)<br>*(+/-) / (+/PE or -/PE) @ In (8/20µs)* | Up | 4 kV |
| **Mechanical Characteristics** | | |
| Connection to Network | | Through soldering pins |
| Mounting | | On Printed Circuit Board |
| Housing material | | Thermoplastic UL94 V-0 |
| Operating temperature | Tu | -40/+85°C |
| Protection rating | | IP20 |
| Disconnection indicator | | Mechanical indicator |
| Remote signaling of disconnection | | Output on changeover contact |
| Dimensions | | See diagram |
| **Disconnectors** | | |
| Thermal disconnector | | Internal |
| Back-up protection device | | Without |
| **Standards** | | |
| Standards compliance | | IEC 61643-31 / EN 50539-11 *The standard cover devices. PPV /PAC series are components. Compliant when combined is an assembly. |
| **Part number** | | |
| **8723203** | | |