1-pair DIN rail plug-in Data surge protector

DLA-24D2/R



- High current data transmission
- Common mode and differential mode protection
- Data lines, including those isolated from Earth
- Compact DIN rail enclosure, high density protection
- Protection of shield wire
- Plug-out with line cut-off
- Location and test categories: D1, C2, C3
- IEC 61643-21 compliance

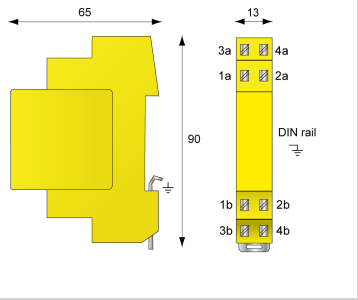

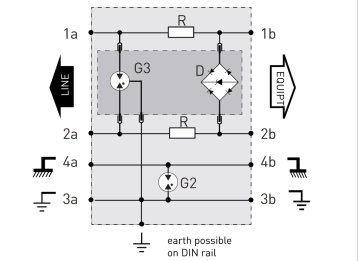

G: 3-electrode gas tube
Gb: 2-electrode gas tube
R: Resistor
D: Clamping diode

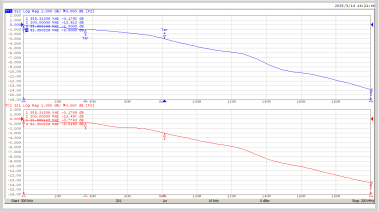

Electrical Characteristics		
Network		4-20mA, Liaison 24V
Nominal line voltage	Un	24 V
Max. DC operating voltage	Uc	32 Vdc
Cut-off frequency *-3dB, 100 ohm system*	f max.	> 75 MHz
Cut-off frequency *-1dB, 100 ohm system*	f max.	> 30 MHz
Max. load current @25°C	IL	600 mA
Max. discharge current *max. withstand @ 8/20 µs by pole*	Imax	20 kA
Nominal discharge current *C2 Category*	In	10 kA
Protection Level *C3 (10/1000µs), 300 applications@10 A, Y-Y (Line/Line)*	Up	60 V
Protection Level *C3 (10/1000µs), 300 applications@10 A, Y-C (Line/Earth)*	Up	650 V
Max. capacitance	C	< 50 pF
Impulse current *D1 (10/350µs), 2 applications, X-C (Line/Earth)*	Iimp	5 kA
Line resistance (± 10%)		2 Ohm
Mechanical Characteristics		
Technology		GDT+TVS diode
SPD configuration		1-pair+shielded
Connection to Network		Spring terminal: cross section 0.5-2.5mm²
Format		Din Rail Base-Plug-in Module
Mounting		Symmetrical rail 35 mm (EN 60715)
Housing material		Thermoplastic UL94 V-0
Operating and storage temperature		-40/+85°C
Protection rating		IP20
Failsafe mode		Short-circuit
Disconnection indicator		Transmission interrupt - default mode 2
Spare module(s)		DLAM-24D2
Dimensions		See diagram
Weight		0.063 kg
Standards		
Standards compliance		IEC 61643-21 / EN 61643-21 / UL497B
Certification		UL Listed
Part number		
6401632		